

MONEY & MARKETS

For more financial information, visit

TULSAWORLD.COM/STOCKS

Stocks of Local Interest

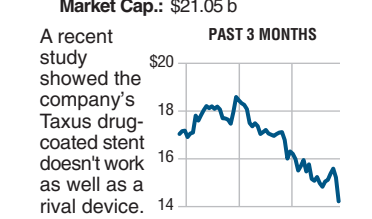
NAME	TICKER	LO	HI	CLOSE	CHG	CHG %	WK	MO	QTR	YTD CHG	1YR RTN	VOL	P/E	DIV
Aeon Inc.	AAON	20.21	29.70	26.60	-24	-0.9%	▼	▼	▲	+1.2%	+20.5%	8	20	0.40
AMR Corp	AMR	18.78	41.00	31.63	-89	-2.7%	▼	▼	▲	+4.6%	+18.4%	5260	32	...
AT&T Inc	T	24.72	39.44	39.31	+43	+1.1%	▲	▲	▲	+10.0%	+49.0%	22518	21	1.42f
Advantage Tech	AEY	2.60	6.86	3.50	-04	-1.1%	▼	▼	▲	+25.4%	-37.9%	16	9	...
Alliance Holdings GP	AHGP	18.41	26.25	23.77	+20.3%	...	28	15	1.00f
Alliance Resource	ARLP	33.40	43.79	36.51	+61	+1.7%	▲	▲	▲	+5.8%	+5.8%	105	12	2.16f
Am Ele Pwr	AEP	32.27	49.35	49.30	+14	+0.3%	▲	▲	▲	+15.8%	+44.7%	1941	20	1.56
Arena Resources	ARD	25.88	49.42	48.45	+32	+0.7%	▲	▲	▲	+13.4%	+55.3%	162	34	...
BOK Financial	BOKF	46.68	55.75	50.80	-10	-0.2%	▼	▼	▼	-7.6%	+7.9%	44	16	0.60
BP PLC	BP	58.62	76.85	64.39	+69	+1.1%	▲	▲	▲	-4.0%	-3.6%	4582	10	2.36f
Baldor Elec	BEZ	27.25	39.62	37.75	-20	-0.5%	▼	▼	▼	+13.0%	+14.8%	502	26	0.68
BancFirst Cp OK	BANF	41.25	55.27	47.90	-05	-0.1%	▼	▼	▼	-11.3%	+11.8%	10	16	0.72
Bank of America	BAC	44.54	55.08	51.56	-13	-0.3%	▼	▼	▼	-3.4%	+15.4%	13391	11	2.24
Boeing Co	BA	72.13	92.24	90.83	-15	-0.2%	▼	▼	▼	+2.2%	+18.4%	2881	32	1.40f
Brunswick Corp	BC	27.08	40.74	31.99	-03	-0.1%	▼	▼	▼	+0.3%	-15.2%	1098	23	0.60
Chevron Corp	CVX	55.41	76.20	74.40	+70	+0.9%	▲	▲	▲	+1.2%	+33.8%	9994	10	2.08
Cimarex Energy	XEC	32.56	47.40	37.05	+65	+1.8%	▲	▲	▲	+1.5%	-10.0%	680	9	0.16
ConocoPhillips	COP	54.90	74.89	69.56	+31	+0.4%	▲	▲	▲	-3.3%	+15.7%	10200	7	1.64f
Dillards Inc	DDS	24.77	36.47	33.54	-18	-0.5%	▼	▼	▼	-4.1%	+28.7%	625	11	0.16
Dollar Thrifty	DTG	38.69	55.30	52.12	-35	-0.7%	▼	▼	▼	+14.3%	+21.2%	171	26	...
Education Dev	EDUC	6.10	8.58	7.80	-06	-0.8%	▼	▼	▼	+7.6%	+0.1%	12	12	0.20f
EDS Corp	EDS	22.42	29.94	27.86	+06	+0.2%	▲	▲	▲	+1.1%	+1.9%	4619	31	0.20
Energy Transfer Eqty	ETE	23.01	37.00	37.00	+18	+0.5%	▲	▲	▲	+20.4%	+60.0%	118	53	1.36f
Energy Transfer LP	ETP	38.20	59.17	58.38	-67	-1.1%	▼	▼	▼	+11.1%	+58.9%	226	19	3.08f
First Data Corp	FDC	20.69	26.50	26.50	+28	+1.1%	▲	▲	▲	+3.8%	+1.2%	10891	14	0.12
Gemstar-TV Guide	GMST	2.59	4.43	4.22	-08	-1.9%	▼	▼	▼	+5.2%	+40.1%	1424	25	...
Helmerich & Payne	HP	21.26	40.24	30.84	+19	+0.6%	▲	▲	▲	+26.0%	-5.9%	1325	13	0.18
Honeywell Intl	HON	35.53	48.50	47.34	-37	-0.8%	▼	▼	▼	+4.6%	+14.4%	3308	19	1.00f
Intl Bancshares	IBOC	27.22	31.96	29.98	+12	+0.4%	▲	▲	▲	-3.0%	+6.9%	46	16	0.70f
IBM	IBM	72.73	100.90	95.00	-03	-0.3%	▼	▼	▼	+2.2%	+15.7%	6364	16	1.20
JPMorgan Chase & Co	JPM	39.33	51.95	48.70	+18	+0.4%	▲	▲	▲	+1.5%	+18.6%	11311	12	1.36
Jack Henry Assoc	JKHY	17.40	24.67	23.86	+23	+1.0%	▲	▲	▲	+11.5%	+5.3%	407	23	0.26f
Kimberly-Clark	KMB	56.96	70.28	68.94	-05	-0.1%	▼	▼	▼	+1.5%	+19.7%	1230	21	2.12f
Leggett & Platt	LEG	21.93	27.04	22.98	-40	-1.7%	▼	▼	▼	-3.8%	-3.5%	1474	14	0.68
Leucadia Natl	LUK	25.07	32.62	30.05	-22	-0.7%	▼	▼	▼	+6.6%	+5.5%	883	16	0.25

NAME	TICKER	LO	HI	CLOSE	CHG	CHG %	WK	MO	QTR	YTD CHG	1YR RTN	VOL	P/E	DIV
Level 3 Commun	LVLTL	3.37	6.80	6.22	+04	+0.6%	▲	▼	▲	+11.1%	+54.1%	14320	dd	...
Lone Star Tech	LSS	40.16	63.96	49.34	+63	+1.3%	▲	▲	▲	+1.9%	-8.3%	430	14	...
Magellan Mid Hold	MGG	19.11	26.95	26.80	+20	+0.8%	▲	▲	▲	+20.2%	+20.0%	36	...	0.98f
Magellan Mid Ptr M	MP	32.40	47.30	46.67	+08	+0.2%	▲	▲	▲	+20.9%	+50.4%	129	21	2.41f
Matrix Service	MTRX	10.26	20.06	20.26	+20	+1.0%	▲	▲	▲	+25.8%	+83.9%	177	31	...
Noble Corp	NE	58.51	86.16	81.11	+51	+0.6%	▲	▲	▲	+6.5%	+5.9%	2491	15	0.16
North Am Galv	NGA	2.75	9.00	5.65	-07	-1.2%	▼	▼	▼	+7.6%	+94.6%	35	12	...
OGE Energy	OGE	28.29	41.30	38.99	+28	+0.7%	▲	▼	▼	-2.5%	+36.7%	178	14	1.36
Occid Pet	OXY	42.06	55.45	48.62	+34	+0.7%	▲	▼	▼	-0.4%	+4.4%	4546	10	0.88
Oneok Inc	OKE	30.04	46.33	45.71	-42	-0.9%	▼	▲	▲	+6.0%	+56.3%	1028	11	1.36f
Oneok Partners	OKS	47.50	67.48	66.08	+08	+0.1%	▲	▲	▲	+4.3%	+44.5%	160	15	3.92f
Orchids Paper Pds	TIS	6.70	11.55	6.86	-05	-0.7%	▼	▼	▼	-19.6%	-23.5%	64
Parker Drilling	PKD	6.10	10.05	9.64	+18.0%	+10.9%	1015	13	...
Prepaid Legal	PPD	32.15	61.36	49.77	-18	-0.4%	▼	▲	▲	+27.2%	+36.8%	193	14	1.20
Ram Energy Resources	RAME	4.00	7.00	4.49	+05	+1.1%	▲	▼	▼	-18.5%	-19.7%	47
Rockwell Automation	ROK	53.49	79.47	61.23	-30	-0.5%	▼	▼	▼	+0.2%	-13.1%	771	18	1.16
Sabre Holdings	TSG	20.44	32.69	32.65	+02	+0.1%	▲	▲	▲	+2.4%	+37.5%	881	27	0.52
Sonic Corp	SONC	18.60	24.75	21.01	-20	-0.9%	▼	▼	▼	-12.3%	-9.8%	725	24	...
Southwest Bncp	OKSB	21.27	28.67	26.52	+54	+2.1%	▲	▲	▲	-4.8%	+18.9%	37	15	0.37f
Spirit AeroSystems	SPR	27.45	33.65	32.07	-30	-0.9%	▼	▲	▼	-4.2%	...	424
Sunoco Inc SU	N	56.68	88.15	70.73	-43	-0.6%	▼	▲	▲	+13.4%	-7.1%	5304	9	1.10f
Syntroleum Corp	SYNM	2.45	8.51	3.25	+12	+3.8%	▲	▼	▼	-6.1%	-62.6%	326	dd	...
Terra Nitrogen	TNH	18.51	57.10	53.01	-202	-3.7%	▼	▲	▲	+55.7%	+176.9%	189	22	2.89f
Tyson Foods	TSN	12.75	19.20	19.09	+06	+0.3%	▲	▲	▲	+16.0%	+38.9%	1370	dd	0.16
Unit Corp	UNT	41.38	64.83	51.76	+46	+0.9%	▲	▲	▲	+6.8%	-4.4%	274	8	...
US Cellular	USM	56.00	75.25	72.38	-22	-0.3%	▼	▲	▲	+4.0%	+27.6%	49	39	...
Valmont Ind	VMI	39.23	61.19	54.48	-87	-1.6%	▼	▼	▼	-1.8%	+41.2%	87	23	0.38
Verizon Comm	VZ	30.10	38.95	37.67	-45	-1.2%	▼	▼	▼	+1.2%	+14.5%	16772	18	1.62
Wal-Mart	WMT	42.31	52.15	47.84	-07	-0.1%	▼	▼	▼	+3.6%	+0.2%	12093	18	0.88f
Whirlpool	WHR	74.07	96.77	86.88	-75	-0.9%	▼	▼	▼	+4.6%	+2.2%	1283	15	1.72
Willbros Group	WBG	14.00	24.53	22.00	-01	-0.1%	▼	▼	▼	+16.4%	+20.9%	139	dd	...
Williams Cos	WMB	20.01	28.81	28.56	+35	+1.2%	▲	▲	▲	+9.3%	+37.9%	4984	56	0.36
Williams Partners LP	WPZ	29.25	47.57	47.54	+29	+0.6%	▲	▲	▲	+22.8%	+48.9%	101	1.88f	
Xeta Technologies	XETA	1.91	4.01	3.12	-02	-0.6%	▼	▼	▼	-0.6%	+53.2%

Story Stocks

Wall Street finished narrowly mixed Monday after recovering from a steep drop that occurred when February new home sales came in low. The Dow Jones industrial average fell 11.94, or 0.10 percent, to 12,469.07. The Standard & Poor's 500 index and the Nasdaq composite index both edged higher.

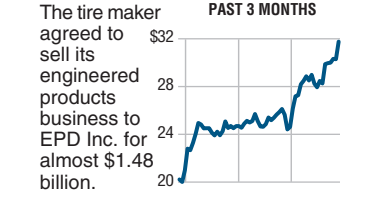
Boston Scientific Corp. BSX
 LOW 52-WEEK HIGH
 \$13.88 \$23.90
 Close: \$14.22 -1.00 (-6.6%)
 Vol. (3-mo avg.): 33.5 m (11.7 m)
 Market Cap.: \$21.05 b



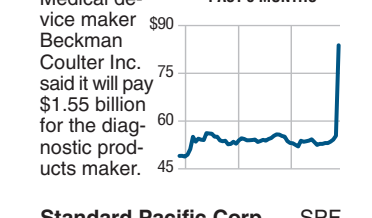
Alcatel-Lucent ALU
 LOW 52-WEEK HIGH
 \$10.63 \$16.51
 Close: \$11.92 +0.39 (+3.4%)
 Vol. (3-mo avg.): 20.2 m (13 m)
 Market Cap.: \$27.53 b



Goodyear Tire & Rubber GT
 LOW 52-WEEK HIGH
 \$9.75 \$32.16
 Close: \$31.76 +1.47 (+4.9%)
 Vol. (3-mo avg.): 7.3 m (5.5 m)
 Market Cap.: \$5.74 b



Biosite BSTE
 LOW 52-WEEK HIGH
 \$38.06 \$84.05
 Close: \$83.80 +28.42 (+51.3%)
 Vol. (3-mo avg.): 7.2 m (374.1 k)
 Market Cap.: \$1.34 b



Standard Pacific Corp. SPF
 LOW 52-WEEK HIGH
 \$20.24 \$36.26
 Close: \$22.34 -0.86 (-3.7%)
 Vol. (3-mo avg.): 2.1 m (1.7 m)
 Market Cap.: \$1.45 b



Metals

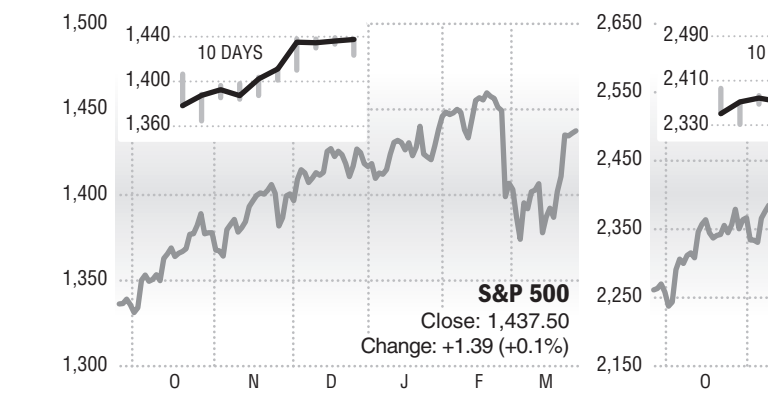
	PREVIOUS	CLOSE
Gold	\$656.70	\$663.40
Silver	\$13.152	\$13.340
Copper	\$3.0690	\$3.1245
Aluminum	\$1.253	\$1.231
Platinum	\$1233.40	\$1236.50
Palladium	\$355.80	\$355.10
Lead	\$1940.00	\$1919.00
Steel	\$298.33	\$298.33
Zinc	\$1.5380	\$1.5608

Energy spot prices

Oklahoma crude
 Oklahoma Sweet \$59.50
 Oklahoma Sour \$47.50

Wholesale gasoline
 Average price per gallon of non-branded unleaded regular including transportation costs: 2.0148 + 0.3540 = 2.3688

Spot propane
 Prices for propane in cents per gallon from regional hub in Conway, Kan.: 103.00



Stocks Recap

	NYSE
--	------