

## Today

Earnings from FedEx Corp. and Morgan Stanley will drive trading today, while the latest national energy inventory report could roil oil futures.

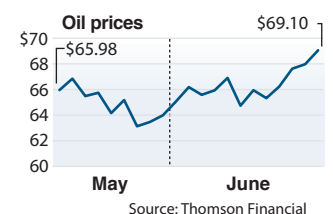
### FedEx earnings

Former Fed Chairman Alan Greenspan used to consult the chief executive of FedEx Corp. on a regular basis. "He evidently considered FedEx a great indicator of domestic and global economic activity," says investment adviser Don Hays. The shipping company is expected to post an 8 percent gain in earnings per share this morning, despite higher fuel costs — good news for investors concerned about oil's drag on the economy.



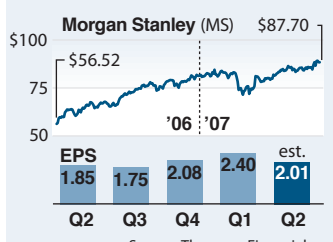
### Oil prices

With oil topping \$69 a barrel Tuesday, today's Energy Department report on the nation's fuel reserves could move energy stocks as well as oil futures. Unrest in Nigeria, chilly U.S. relations with Russia and continued Middle East conflicts have driven prices sharply higher over the past month. If these geopolitical problems resulted in a bigger-than-expected drawdown in reserves, oil prices could pass \$70 a barrel and whipsaw the markets.



### Morgan Stanley earnings

Investment bank Morgan Stanley is set to post a strong second-quarter. Earnings per share is expected to rise 9 percent, and analysts say the year's second half will be even stronger. With Morgan Stanley stepping up its own hedge fund-inspired trading strategies, analysts say the firm could profit nicely regardless of market moves. And with merger activity strong, Morgan Stanley stands to further boost revenue. It remains one of the world's top three advisers.



### Briefly

Major brokerage firms are failing to give women enough educational materials and resources to help them manage their money, says a report from consulting firm Corporate Insight. Only a handful of brokerages offer information on retirement investing tailored to women, and one third of the 17 surveyed failed to provide any material at all on retirement planning, says senior analyst David Rosenberg. Other companies reporting earnings this morning include auto retailer **CarMax Inc.** (KMX, \$0.30 est./\$0.27 pvs.), electronics retailer **Circuit City Stores Inc.** (CC, -\$0.32/\$0.03) and steel maker **Commercial Metals Co.** (CMC, \$0.79/\$0.62).

— M. Martinez, E. Flach • AP

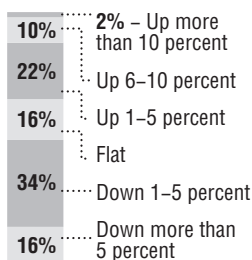
### Question of the Day

Is the run-up in metals prices a speculative bubble or a result of greater demand?

- A Bubble
  - B Greater demand
  - C A combination of speculation and demand
- Quick click your answers at [www.webaddresshere.com](http://www.webaddresshere.com)

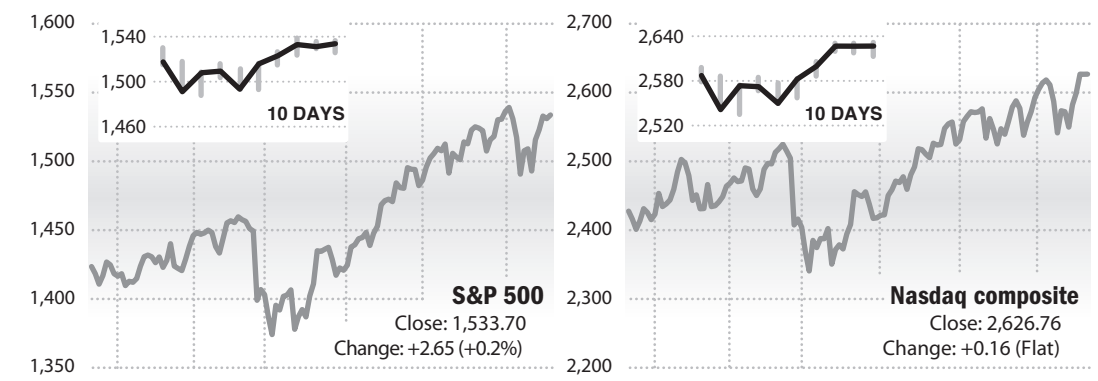
### THURSDAY'S POLL

The S&P 500 is up 2 percent this year. Where will it finish the year?



### Star-Tribune/Tech20

NAME	TICKER	LAST	CHG	YTD
Apple Inc	AAPL	94.50	+85	+9.66
Canon s	CAJ	53.39	-02	-3.20
Cisco	CSCO	25.85	+45	+1.48
Corning	GLW	23.04	+32	+4.33
Dell Inc lf	DELL	23.07	+05	-2.02
EMC Cp	EMC	14.29	+20	+1.09
EricsonTI	ERIC	36.98	+37	-3.25
Google	GOOG	472.60	+14.07	+12.12
HewlettP	HPQ	40.89	+58	-30
Intel	INTC	19.31	+18	-9.4
IBM	IBM	96.10	+89	-1.05
Microsoft	MSFT	27.87	+13	-1.99
Motorola	MOT	17.67	+11	-2.89
NokiaCp	NOK	22.96	+26	+2.64
Oracle	ORCL	18.36	+22	+1.22
Qualcom	QCOM	43.71	+63	+5.92
SAP AG	SAP	45.57	+49	-7.53
TaiwSemi	TSM	10.90	+12	-0.3
TextInst	TXN	30.07	+17	+1.27
Yahoo	YHOO	31.72	+44	+6.18



### StocksRecap

	NYSE	NASD	DOW	HIGH	LOW	CLOSE	CHG.	%CHG.	WK	MO	QTR	YTD
Vol. (in mil.)	2,797	1,712	12394.98	12324.28	12382.30	+27.95	+0.23%	▼	▲	▲	▲	-0.65%
Pvs. Volume	2,813	1,976	4818.74	4785.80	4816.83	+6.13	+0.13%	▼	▲	▲	▲	+5.63%
Advanced	2089	1514	510.45	500.24	510.20	+10.02	+2.00%	▼	▲	▲	▲	+11.70%
Declined	1217	1513	9307.89	9249.32	9305.55	+43.73	+0.47%	▼	▲	▲	▲	+1.82%
New Highs	199	95	2427.94	2409.04	2422.26	+0.62	+0.03%	▼	▲	▲	▲	+0.29%
New Lows	29	64	1425.49	1416.37	1424.55	+3.69	+0.26%	▼	▲	▲	▲	+0.44%
			852.52	847.63	852.41	+3.94	+0.46%	▼	▲	▲	▲	+5.97%
			803.22	798.17	803.22	+2.51	+0.31%	▼	▲	▲	▲	+1.98%
			14452.45	14369.36	14447.55	+38.28	+0.27%	▼	▲	▲	▲	+1.33%

### LocalStocks

NAME	TICKER	52-WK RANGE	↔CLOSE	YTD CHG	1YR RTN	VOL (Thous)	P/E	DIV						
AT&T Inc	T	24.72	39.86	39.46	+0.3	+0.1%	▲	▲	▲	+10.4%	+50.8%	27005	21	1.42f
Adv Micro Dev	AMD	12.96	35.75	12.83	-0.23	-1.8%	▼	▼	▼	-37.0%	-60.6%	16485	dd	...
Altria Group	MO	49.78	65.90	68.22	+2.32	+3.5%	▲	▲	▲	+9.2%	+28.7%	23664	12	3.44
Apple Inc	AAPL	50.16	97.80	93.65	+7.4	+8.8%	▲	▲	▲	+10.4%	+48.1%	17284	34	...
Applied Mats	AMAT	14.39	19.79	18.36	+0.4	+0.2%	▲	▲	▲	-0.5%	+5.8%	24589	16	0.24f
Bank of America	BAC	44.54	55.08	50.43	-5.9	-1.2%	▼	▼	▼	-5.5%	+16.8%	13700	11	2.24
Broadcom Corp	BRCM	21.98	46.97	32.57	+5.0	+1.6%	▲	▲	▲	+0.8%	-25.7%	14834	51	...
Brocade Commun	BRCM	4.91	10.58	9.71	+1.9	+2.0%	▲	▲	▲	+18.3%	+42.5%	11445	29	...
CMGI Inc	CMGI	0.98	2.50	2.16	+0.4	+1.9%	▲	▲	▲	+61.2%	+43.2%	17738	43	...
CVS/Caremark Corp	CVS	27.09	36.14	34.42	+2.8	+0.8%	▲	▲	▲	+11.4%	+14.8%	16741	22	0.24f
Cisco Syst	CSCO	17.10	28.99	25.40	-1.3	-0.5%	▼	▼	▼	-7.1%	+17.8%	32783	24	...
Citigroup	C	46.22	57.00	51.05	-2.9	-0.6%	▼	▼	▼	-8.3%	+12.9%	16181	11	2.18f
Countrywide Fncl	CFC	32.20	45.26	32.73	-9.1	-2.7%	▼	▼	▼	-22.9%	-6.7%	14576	8	0.60
DRDGLD Ltd	DROOY	0.54	1.98	.69	+0.2	+3.0%	▲	▲	▲	-23.3%	-56.8%	18742	...	...
Dell Inc	DELL	18.95	30.25	23.02	-1.9	-0.8%	▼	▼	▼	-8.3%	-22.0%	15519	19	...
Dendreon Corporation	DNDN	3.57	18.05	14.30	+1.37	+10.6%	▲	▲	▲	+242.9%	+174.5%	42524	dd	...
EMC Corp	EMC	9.44	14.89	14.09	+2.4	+1.7%	▲	▲	▲	+6.7%	+1.6%	30746	26	...
Exxon Mobil Corp	XOM	56.64	79.00	76.16	+7.1	+0.9%	▲	▲	▲	-0.6%	+26.1%	19265	12	1.28
First Data Corp	FDC	20.69	27.23	32.45	+5.55	+20.6%	▲	▲	▲	+27.2%	+6.1%	111688	18	0.12
Ford Motor	F	6.06	9.48	8.09	+2.0	+2.5%	▲	▲	▲	+7.7%	+1.0%	42834	dd	...
FMC&G	FCX	43.10	72.20	66.73	+5.4	+0.8%	▲	▲	▲	+19.7%	+17.9%	11537	10	1.25a
Gen Electric	GE	31.61	38.49	35.29	-0.7	-0.2%	▼	▼	▼	-5.2%	+4.7%	21131	18	1.12
Global Imaging Sys	GISX	18.03	23.69	28.64	+9.14	+46.9%	▲	▲	▲	+30.5%	+2.7%	15973	22	...
Halliburton	HAL	26.33	41.99	32.27	+5.3	+1.7%	▲	▲	▲	+3.9%	-12.2%	31267	15	0.30
iShare Japan	EWJ	12.27	15.55	14.49	-0.8	-0.5%	▼	▼	▼	+2.0%	+1.9%	21833	q	0.10e
iShares Rus 2000	IWM	64.61	82.49	79.75	+2.4	+0.3%	▲	▲	▲	+2.2%	+5.7%	32765	q	0.82e
Intel Corp	INTC	16.75	22.50	19.13	...	...	▼	▼	▼	-5.5%	+0.4%	53042	22	0.45f
JPMorgan Chase & Co	JPM	39.33	51.95	48.24	-1.4	-0.3%	▼	▼	▼	+0.6%	+19.5%	13548	12	1.36
Kraft Foods	KFT	28.97	36.67	30.85	-8.1	-2.6%	▼	▼	▼	-13.6%	+7.7%	48448	17	1.00
LSI Logic	LSI	7.41	11.79	10.23	-2.1	-2.0%	▼	▼	▼	+13.7%	-9.7%	20406	24	...
Level 3 Commun	LVT	3.37	6.80	6.07	-0.3	-0.5%	▼	▼	▼	+8.4%	+17.8%	15418	dd	...
Merck & Co	MRK	32.75	46.55	45.01	+8.4	+1.9%	▲	▲	▲	+3.2%	+29.7%	13038	22	1.52
Miron Tech	MU	11.22	18.65	12.13	+0.5	+0.4%	▲	▲	▲	-13.1%	-17.9%	20427	17	...
Microsoft Corp	MSFT	21.46	31.48	27.74	-1.3	-0.5%	▼	▼	▼	-7.1%	+3.8%	37392	24	0.40
Motorola Inc	MOT	17.45	26.30	17.56	-1.1	-0.6%	▼	▼	▼	-14.6%	-22.0%	33737	12	0.20
Nasdaq 100 Trust	QQQQ	35.54	45.55	43.59	+0.6	+0.1%	▲	▲	▲	+1.0%	+3.9%	86183	q	0.13e
Nokia Corp	NOK	18.23	23.47	22.70	-2.2	-1.0%	▼	▼	▼	+11.7%	+12.5%	11930	0	0.56e
Novell Inc	NOVL	5.70	8.56	7.47	+2.5	+3.5%	▲	▲	▲	+20.5%	-6.0%	12668	...	...
Oracle Corp	ORCL	13.07	19.75	18.14	+0.1	+0.1%	▲	▲	▲	+5.8%	+32.4%	20256	36	...
Pfizer Inc	PFE	22.16	28.60	25.34	+0.8	+0.3%	▲	▲	▲	-2.2%	+5.4%	29330	9	1.16f
Qualcomm Inc	QCOM	32.76	53.01	43.08	+4.2	+1.0%	▲	▲	▲	+14.0%	-14.8%	15216	30	0.56f
Quest Commun	Q	6.12	9.22	8.99	...	...	▼	▼	▼	+7.4%	+32.2%	13035	30	...
Sirius Satellite	SIRI	3.18	5.57	3.15	-0.5	-1.6%	▼	▼	▼	-11.0%	-36.9%	38663	dd	...
Spectrolx Cp	SLR	2.81	4.13	3.07	-0.8	-2.5%	▼	▼	▼	-4.7%	-21.3%	13779	cc	...
Sprint Nextel Corp	S	15.92	26.89	19.30	+3.4	+1.8%	▲	▲	▲	+2.2%	-22.5%	16219	45	0.10
SPDR	SPY	120.22	146.42	142.16	+1.6	+0.1%	▲	▲	▲	+0.4%	+11.3%	75815	q	2.60e
SPDR Energy	XLE	50.01	62.13	60.87	+5.9	+1.0%	▲	▲	▲	+3.8%	+12.2%	17868	q	0.75e
SPDR Financial	XLF	31.02	37.99	35.30	-3.3	-0.9%	▼	▼	▼	-3.9%	+11.9%	11809	q	0.80e
Sun Microsystems	SUNW	3.74	6.78	5.80	-2.1	-3.5%	▼	▼	▼	+7.0%	+17.2%	83679	dd	...
Symantec Corp	SYMC	14.78	22.19	17.04	-2.6	-1.5%	▼	▼	▼	-18.3%	+2.8%	13498	39	...
Texas Instru	TXN	26.77	36.40	29.90	-2.0	-0.7%	▼	▼	▼	+3.8%	-6.9%	17177	11	0.16
Time Warner	TWX	15.70	23.15	20.07	+3.5	+1.8%	▲	▲	▲	-7.9%	+18.7%	26014	13	0.22
Transmeta Corp	TMTA	0.55	2.37	.46	-1.1	-19.3%	▼	▼	▼	-58.6%	-71.8%	11608	dd	...
Tribune Co	TRB	27.09	34.28	32.81	+7.0	+2.2%	▲	▲	▲	+6.6%	+19.7%	16082	15	0.72
Wachovia Corp	WB	51.27	60.04	53.59	-1.46	-2.7%	▼	▼	▼	-5.9%	+2.1%	11377	12	2.24
WalMart Strs	WMT	42.31	52.15	47.40	+4.5	+1.0%	▲	▲	▲	+2.6%	+0.9%	11617	17	0.88f
Wells Fargo & Co	WFC	31.90	36.99	34.01	-4.2	-1.2%	▼	▼	▼	-4.4%	+11.3%	18917	14	1.12

### MutualFundCategories

SPECIALTY FUNDS	YTD	PERCENT RETURN	1YR	3YR*	5YR*
Conservative Allocation (CA)	1.51	7.72	5.61	5.80	5.80
Moderate Allocation (MA)	1.65	9.28	7.81	6.46	6.46
Health (SH)	1.61	2.30	5.95	5.39	5.39
Natural Resources (SN)	6.77	8.67	24.28	19.20	19.20
Real Estate (SR)	4.16	22.51	22.21	22.29	22.29
Technology (ST)	1.45	0.92	4.44	3.35	3.35

BALANCED	YTD	PERCENT RETURN	1YR	3YR*	5YR*
Target-Date 2000-2014 (TA)	1.86	8.17	5.97	5.82	5.82
Target-Date 2015-2029 (TB)	2.25	10.20	8.54	7.41	7.41
Target-Date 2030+ (TC)	2.49	10.92	10.19	8.11	8.11

INTERNATIONAL	YTD	PERCENT RETURN	1YR	3YR*	5YR*
---------------	-----	----------------	-----	------	------